

CHAPTER 8

COMPETENCY IN PHLEBOLOGY

A deep dive into Veins: understanding
the path from anatomy to treatment

1st - 3rd December 2022

Diagnostic dilemmas in deep venous disease
Operative treatments for ilio caval obstruction and deep reflux
Pelvic reflux
Follow up management

Ferrari Museum Maranello
Via Alfredo Dino Ferrari, 43
41053 Maranello MO - Italy

Segreteria organizzativa
WOMBVAB
piattaforma.trainingecm.com

✱TrainingECM

CHAPTER 8 - COMPETENCY IN PHLEBOLOGY

PRESIDENTS

Maleti Oscar

Nicolaides Andrew

COURSE DIRECTOR

Lugli Marzia

FACULTY

Abbadie Fabrice, *Vichy Cédex (France)*

Arnoldussen Carsten, *Venlo (The Netherlands)*

Avgerinos Efthimios, *Athens (Greece)*

Baccellieri Domenico, *Milan (Italy)*

Baekgaard Niels, *Copenhagen (Denmark)*

Bazzan Mario, *Turin (Italy)*

Bergamo Giorgio, *Padua (Italy)*

Dumantepe Mert, *Istanbul (Turkey)*

Fontanesi Leonardo, *Modena (Italy)*

Longhi Matteo, *Modena (Italy)*

Lourdes Reina Gutierrez, *Madrid (Spain)*

Lugli Marzia, *Modena (Italy)*

Maleti Oscar, *Modena (Italy)*

Mirandola Mattia, *Peschiera del Garda (Italy)*

Munari Elisa, *Modena (Italy)*

Nicolaides Andrew, *Cyprus*

O'Sullivan Gerry, *Galway (Ireland)*

Pesavento Raffaele, *Padua (Italy)*

Rampoldi Antonio, *Milan (Italy)*

Santoliquido Angelo, *Rome (Italy)*

Silva Sergio, *Lisbon (Portugal)*

Wikkeling Marald, *Drachten (The Netherlands)*

Under the patronage of:



Italian National Reference Training
Center in Phlebology NRTCP
Hesperia Hospital (Modena, Italy)

CHAPTER 8 - COMPETENCY IN PHLEBOLOGY

SESSIONS

Session 1	Thursday 1 Dec 2022 14.00 - 18.30	Early Thrombus Removal
Session 2	Friday 2 Dec 2022 09.00 - 13.00	Primary obstruction and pelvic reflux
Session 3	Friday 2 Dec 2022 14.00 - 18.00	Deep vein surgery: open and hybrid
Session 4	Saturday 3 Dec 2022 09.00 - 13.00	Secondary obstruction

THURSDAY 1 DECEMBER 2022

14.00

Welcome

14.15 | 18.30

Session 1: Early Thrombus Removal

Chairs: Mario Bazzan | Niels Baekgaard | Marzia Lugli

14.15

Early Thrombus Removal (ETR): overview

M. Lugli

14.30

Catheter directed thrombolysis (CDT): is it still an option in the era of new ETR devices?

N. Baekgaard

14.45

Mechanical/ pharmacomechanical thrombolysis: how to do it

NO CME



Video | Angiojet

M. Longhi



Video | Aspirex

M. Mirandola



Video | Clotriever and Flowtriever

E. Avgerinos



Video | Ekos PE

A. Rampoldi



Video | Ekos Peripheral

M. Dumantepe

THURSDAY 1 DECEMBER 2022

Round Table

Questions to be answered.

- Who should be treated and who shouldn't?
- Which device in which cases
- Recurrent DVT on chronic obstruction: ETR or not?
- Stenting after ETR: ever, often or never

16.00

Coffee Break

Diagnostic assessment

16.15

Firstline investigation: Ultrasound

F. Abbadie

16.25

CTV-MRV

C. Arnoldussen

16.35

Venography – IVUS

M. Lugli

16.45

Hemodynamic of acute DVT

A. Nicolaides

Round Table

Questions to be answered.

- How old and how extended is the clot?
- 15 days after DVT: is it the real threshold moment?
- Algorithm of investigation
- Correspondence between clinical severity and thrombosis extension
- Which patient will develop severe PTS?

THURSDAY 1 DECEMBER 2022

Complications and coagulation management

17.15

Bailout techniques

E. Avgerinos

17.25

Cardiology assessment

L. Fontanesi

17.35

General complications

A. Santoliquido

17.45

Thrombolytic therapy

R. Pesavento

17.55

Anticoagulant therapy

M. Bazzan

Round Table

Questions to be answered.

- Cava filter: needed, or not? Which one? How long?
- When to avoid thrombolytic agents?
- Informed consent: what to underline?
- Which anticoagulation after ETR?
- How to identify a high-risk patient

FRIDAY 2 DECEMBER 2022






09.00 | 13.00 **Session 2: Primary obstruction and pelvic reflux**

Chairs: Efthymios Avgerinos | Matteo Longhi | Marald Wikkeling

09.00 Primary obstruction: overview
E. Munari

09.15 Cava and pelvic anatomy: maybe all of us need a refresh...
M. Longhi

Primary obstruction correction: how to do it

-  Video | MT step-by-step
Equipe NRTCP
-  Video | Nut-Cracker and complex cava anomalies treatment
D. Baccellieri
-  Video | How much the stent should protrude in cava?
M. Longhi
-  Video | When a kissing stent for MT is advisable
E. Avgerinos
-  Video | When investigations are discordant: clinical cases
M. Lugli

Keynote lecture | Can air-Plethysmography measure the hemodynamic effect of proximal obstruction?
A. Nicolaides

FRIDAY 2 DECEMBER 2022

Round Table

Questions to be answered.

- When to suspect a NIVL
- IVUS: is it the gold standard in NIVL management?
- Which stent for NIVL
- Can we predict whether a MT will thrombose?
- Decision making when investigations are discordant

11.00

Coffee Break

11.15

Pelvic reflux and pelvic syndrome: overview

M. Wikkeling



Video | TC and TV Ultrasound for pelvic reflux

R. G. Lourdes



Video | CT/MRV for Pelvic reflux

C. Arnoldussen

Embolization agents

M. Longhi



Video | Pelvic embolization: how to do it

M. Wikkeling

Round Table

Questions to be answered.

- Any technical difference in male and female gonadal embolization?
- Algorithm of investigation
- Recurrence treatment
- Gonadal reflux and Nut-Cracker
- Varicose veins and pelvic reflux: treatment strategy

FRIDAY 2 DECEMBER 2022

14.00 | 18.00 **Session 3: Deep Vein Surgery**

Chairs: Domenico Baccellieri | Oscar Maleti | Angelo Santoliquido

14.00 Deep vein Surgery: overview

O. Maleti

14.15 Understanding deep vein reflux: when deep axial reflux is negligible and when not

A. Nicolaides

Patient selection, perioperative management and follow up

14.30 Patient selection

D. Baccellieri

14.40 US investigation

F. Abbadie

14.50 Venography

S. Silva

15.00 US and Plethysmography reflux detection

G. Bergamo

15.10 IVUS examination of vein valves

E. Munari

15.20 Postoperative care, complication management, follow up

M. Longhi

Round Table

Questions to be answered.

- Who should be treated and who shouldn't?
- Understanding hemodynamic data
- Is Deep Vein Surgery able to control CVI progression?

FRIDAY 2 DECEMBER 2022

16.00

Coffee Break

16.15

Deep vein open surgery: how to do it

Valve patophysiology

O. Maleti



Video | Valvuloplasty

O. Maleti



Video | Neovalve

S. Silva



Video | Endophlebectomy

M. Dumantepe



Video | Popliteal aneurisms

E. Munari



Video | Hybrid surgery

M. Lugli

Round Table

Questions to be answered.

- Which technique of reflux correction in which cases
- AV fistula: yes or not?
- How the neovalve works?
- Complication management


SATURDAY 3 DECEMBER 2022


09.00 | 13.00 **Session 4: Chronic obstruction**

Chairs: Mert Dumantepe | Marzia Lugli | Raffaele Pesavento


09.00 Overview on chronic obstruction
D. Baccellieri


09.15 **Chronic obstruction correction: how to do it**


 Video | Basic equipment and Procedure planning
E. Munari

 Video | Imaging
C. Arnoldussen

 Video | Iliocaval recanalization: step-by-step
Equipe NRTCP

 Video | Going below the inguinal ligament
M. Longhi

 Video | Cover the renal veins or not
E. Avgerinos

 Video | Cava bifurcation reconstruction
D. Baccellieri

Keynote lecture | Venous stents: different horses for different courses
G. O'Sullivan

SATURDAY 3 DECEMBER 2022

Round Table

Questions to be answered.

- Varicose veins and obstruction: treatment strategy
- Correspondence between lesion extension and clinical severity
- The role of collateral pathways
- Are we grading PTS adequately?

11.00

Coffee Break

11.15

Critical issues



Video | The inflow

M. Longhi



Video | How to measure a vein stenosis

F. Abbadie

Stent occlusion management

E. Avgerinos

Femoral obstruction: is it important or not

M. Dumantepe

Anticoagulant therapy: to who, which one, how long

M. Bazzan

When PTA alone is advisable

M. Baccellieri

Pushing techniques over limits: exploring new perspective

M. Lugli

SATURDAY 3 DECEMBER 2022

Round Table

■ The “iconic” PTS patient

presenting with concomitant obstruction, pelvic reflux, deep reflux, superficial reflux and ulcer

13.00

Closing remarks:

Marzia Lugli | Oscar Maletti | Andrew Nicolaides

GENERAL INFORMATION

Registration fee

€ 980 AVS Members

€ 1220 Non Members

Registration details

The Registration Form is now active at the following link:

<https://www.womblab.com/evento/chapter-8-competency-in-phlebology/>

Cancellation policy

No refund after these dates and in case of non-participation/no-shows

Method of payment

Contextually to the registration on the platform.

Registrations will be considered valid only with payment.

The participation fee includes

- Involvement in scientific papers
- CME credits
- Coffee break – lunch
- Congress kit
- Certificate of attendance
- Social dinner

Venue address

Ferrari Museum Maranello

Via Alfredo Dino Ferrari, 43

41053 Maranello MO

<https://www.ferrari.com/it-IT/museums/ferrari-maranello>

GENERAL INFORMATION

CME EVENT

EVENT ID: 341766

PROVIDER ID: 4596

CREDITS: 15

Accredited roles

Cardiosurgery, general surgery, vascular surgery, anesthesia and intensive care, radiology, vascular medicine, cardiology, nurses, perfusionists.

Record of attendance

Participants will be provided with an electronic badge which will be authenticated when entering and leaving, since you will need at least a 90% attendance of the total hours in order to access the CME questionnaire.

Verification method

You need to complete the assessment test and the satisfaction questionnaire (made of multiple-choice questions and available online) within three days after the end of the event, by making a singular completion of the questionnaire on the platform www.trainingecm.com. A positive outcome of the assessment test will ensure you the reception of the CME certification within 90 days after the end of the event, as expected by law on CME.

Certificate of attendance

You will receive your certificate within one week after the end of the event.

EUROPEAN COMPETENCY DEGREE CREDITS (CDP 1-2 – CDPP5)

The Course is accredited for n. TBD European Competency Degree Credits.

Accessibility to congress areas

As per Decree-Law n. 105 (23 July 2021), art. 3 par. 1, starting from the 6th August 2021, access to conventions and conferences is allowed only to those with super green pass and FFP2 mask. When checking the green pass, you will receive a green bracelet, valid for the whole day.

ORGANIZATIONAL SECRETARIAT AND CME PROVIDER

marilena@womblab.com

P: +39 011 4336307 | F: +39 011 5612849

WOMBLAB

womblab.com

✱TrainingECM

In the respect of the code of:

Associated:



Social media:

